

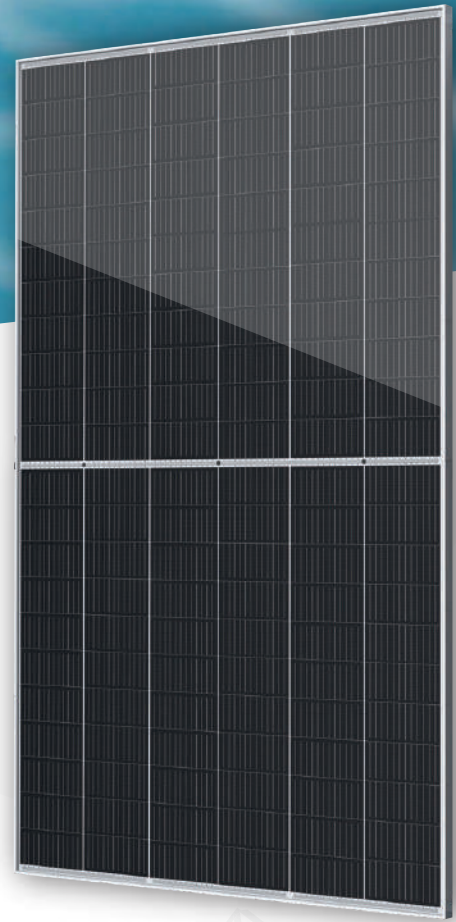


SpolarPV
Easy Invest, More Returns

SPHM6-66L 640-670 Watt

MONO CRYSTALLINE MODULE

- SP640HM6-66L
- SP650HM6-66L
- SP660HM6-66L
- SP670HM6-66L
- SP645HM6-66L
- SP655HM6-66L
- SP665HM6-66L



21.6%
Module efficiency

12
years

Product warranty

670 W
Highest power output

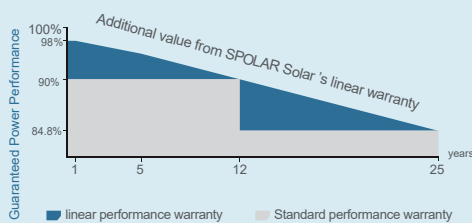
25
years

Linear power warranty

0 ~ +5W
Positive power tolerance

Key Features

Linear Performance Warranty



High Efficiency

Higher module conversion efficiency benefit from Passivated Emitter Rear Contact (PERC) technology.



PID Resistant

Excellent Anti-PID performance guarantee limited power degradation for mass production.



Low-light Performance

Advanced glass and cell surface texture design ensure excellent performance in low light environment.



Severe Weather Resilience

Certified to withstand: wind load (2400 Pascal) and snow load (5400 Pascal).




Durability against extreme environmental conditions

High salt mist and ammonia resistance.



ISO9001:2016 ISO14001:2016
OHSAS18001:2011 certified factory.
IEC61215 IEC61730 certified products.



www.spolarpv.com

Electrical Characteristics at Standard Test Conditions(STC)

Module Type	SP640HM6-66L	SP645HM6-66L	SP650HM6-66L	SP655HM6-66L
Maximum Power -Pmax (W)	640 / 480	645 / 484	650 / 488	655 / 492
Maximum Power Voltage - Vmp (V)	37.00 / 34.70	37.20 / 34.90	37.40 / 35.10	37.60 / 35.30
Maximum Power Current - Imp (A)	17.30 / 13.84	17.34 / 13.87	17.38 / 13.90	17.42 / 13.94
Open-circuit Voltage - Voc (V)	45.10 / 42.00	45.30 / 42.20	45.50 / 42.40	45.70 / 42.60
Short-circuit Current - Isc (A)	17.74 / 14.19	18.25 / 14.60	18.32 / 14.66	18.38 / 14.70
Module Efficiency STC (%)	20.6%	20.8%	20.9%	21.1%

Electrical Characteristics at Normal Operating Cell Temperature(NOCT)

Module Type	SP660HM6-66L	SP665HM6-66L	SP670HM6-66L
Maximum Power -Pmax (W)	660 / 496	665 / 500	670 / 504
Maximum Power Voltage - Vmp (V)	37.80 / 35.50	38.00 / 35.70	38.20 / 35.90
Maximum Power Current - Imp (A)	17.46 / 13.97	17.50 / 14.00	17.54 / 14.03
Open-circuit Voltage - Voc (V)	45.90 / 42.80	46.10 / 43.00	46.30 / 43.20
Short-circuit Current - Isc (A)	18.43 / 14.74	18.49 / 14.79	18.55 / 14.84
Module Efficiency STC (%)	21.2%	21.4%	21.6%
Power tolerance	0~+5W	Operating Temperature(°C)	-40 C ~+85 C
Temperature coefficients of Pmax	-0.34%/C	Maximum system voltage	1500V
Temperature coefficients of Voc	-0.25%/C	Maximum series fuse rating	30A
Temperature coefficients of Isc	0.04%/C	Nominal operating cell temperature	45±2 C

Mechanical Characteristics

Cell Type	Mono-crystalline PERC 210×105mm
No.of cells	132
Dimensions	2384×1303×30mm
Weight	33.9 kg
Front Glass	3.2mm, High Transmission, Low Iron, Tempered Glass
Frame	Anodized Aluminium Alloy
Junction Box	IP67 Rated
Output Cables	1×4.0mm ² , Length:300mm or Customized Length
Packaging Configuration	36pcs/pallet, 648pcs/40'HQContainer

Dimensions

